

**FIAT**  
PROFESSIONAL

**Des Hughes**  
Motors

# SCUDO



**MY24 Prices and Specifications**

Effective from 1 October 2024

≡ SCUDO



# Equipment

TECNICO

TECNICO PLUS

## COMFORT AND CONVENIENCE

12V charger in lower glovebox	●	●
Air conditioning, manual	●	●
Automatic Headlamps	●	●
Cruise control with variable speed limiter	●	●
Cup holder on dashboard	●	●
Driver's seat height adjustment, rake, reach adjustable with lumbar adjustment and armrest	●	●
Dual passenger bench seat with under seat storage	●	●
Front driver and passenger-side fixed grab handle	●	●
Front electric windows with one-touch operation	●	●
Front map lights	●	●
Full size steel spare wheel	●	●
Glovebox storage x 2 (1 x upper dashboard + 1 x lower dashboard)	●	●
Hill Climb assist	●	●
Rain Sensor	●	●
Standard steering wheel with audio controls	●	●
Storage under squab of central passenger seat	●	●

## INTERIOR

Black Accents on dashboard surrounded airvents	●	●
Curtiba Grey Upholstery	●	●
Instrument panel storage for notebook / phone	●	●
Mistral black front door panels	●	●

## TECHNOLOGY AND ENTERTAINMENT

Double USB type C on dashboard (1x data/ 1x charging)	●	●
Ecall Connect SOS & Assistance	●	●
10" Touchscreen Radio AM/FM/DAB with MirrorScreen, 4G connectivity, Voice control, E-call	●	●
Rear park assist	●	-
Visiopark Rear Park assist camera 180°	-	●

# Equipment

TECNICO

TECNICO PLUS

## EXTERIOR

16" steel wheels black hubcap	●	-
17" wheel with full covers	-	●
Electrically adjustable heated door mirrors	●	-
Electrically adjustable heated door mirrors, Electric Folding	-	●
Fog lamps	-	●
Painted decor strips	-	●
Painted exterior handles	-	●
Painted exterior rearview mirror cover	-	●
Painted front and rear bumpers	-	●
Halogen Headlamps	●	-
Full LED Headlamps with Eco DRL	-	●
Tie Hooks in loading area (6 on floor on L2, and 8 on L3)	●	●
Twin sliding side doors	●	●
Twin unglazed rear doors opening 180°	●	●
Upper and Lower Front Fascia in matt black	●	●

## SAFETY & SECURITY

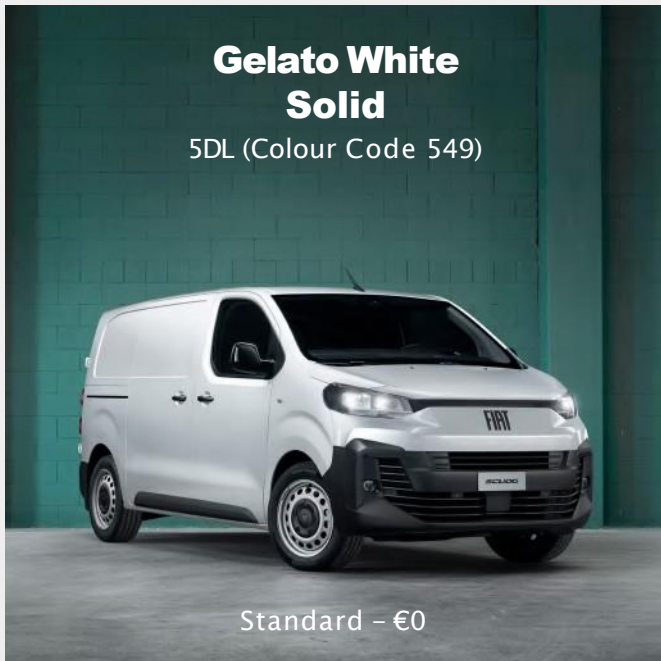
Automatic emergency Braking system with forward collision Warning	●	●
Driver and passenger airbags	●	●
Driver Attention Assist 3 (DAA3)	●	●
Electronic Stability Control (ESP)	●	●
Full steel bulkhead	●	●
Intelligent Speed Assist (ISA)	●	●
Lane keeping Assist	●	●
Passenger airbag disable switch	●	●
Remote Central locking with deadlocks & separate locking for cab	●	●
Speed Limit Information (SLI)	●	●
TMPS	●	●
Windscreen Laminated Acoustic and Athermic	●	●



# Colours

## **Gelato White Solid**

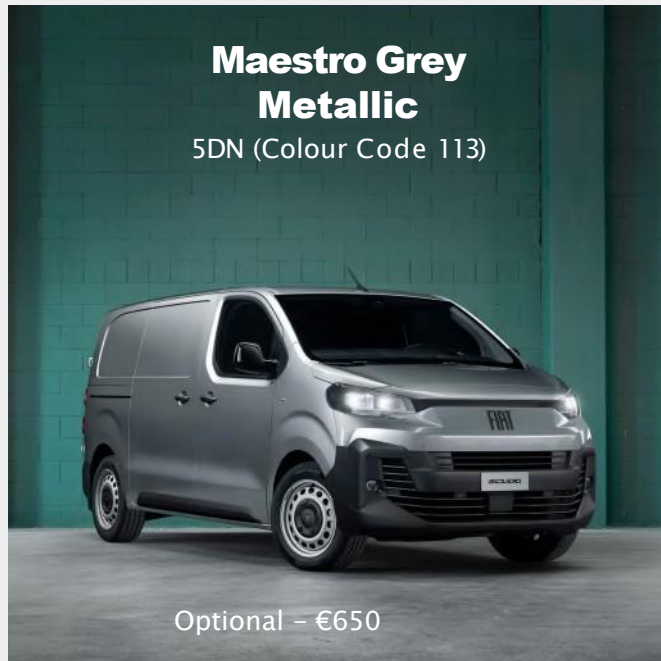
5DL (Colour Code 549)



Standard - €0

## **Maestro Grey Metallic**

5DN (Colour Code 113)



Optional - €650

## **Colosseo Grey II Metallic**

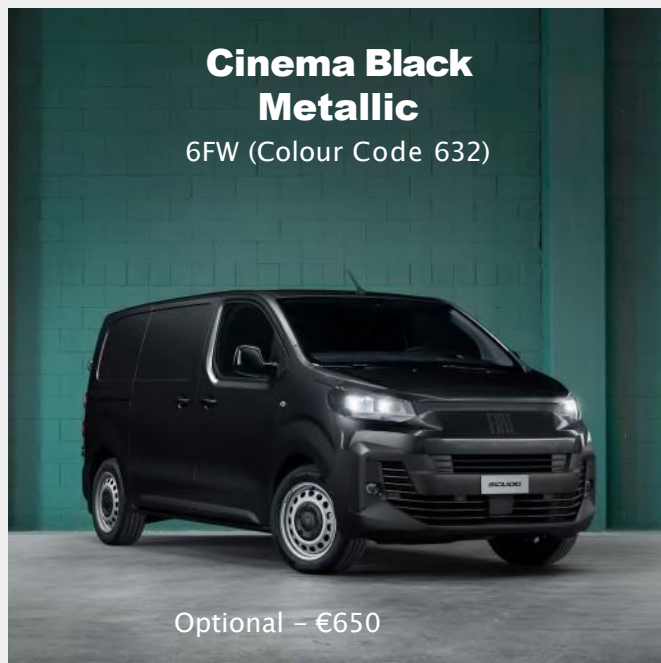
AY6 (Colour Code 125)



Optional - €650

## **Cinema Black Metallic**

6FW (Colour Code 632)



Optional - €650

# Wheels

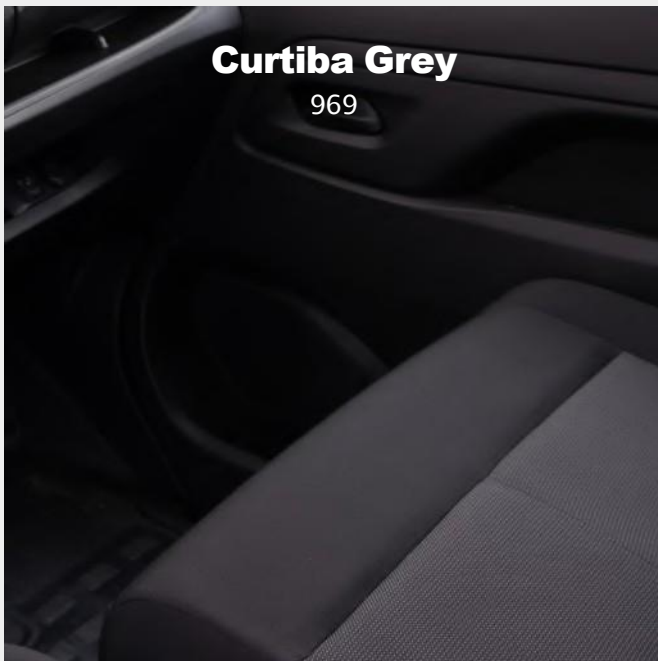


**16" steel wheels  
with half hubcap**  
Standard on Tecnico



**17" black steel wheels  
with fullsize hubcap**  
Standard on Tecnico Plus

# Interiors



**Curtiba Grey**  
969

# Technical

1.5 (120PS)

2.0 (145PS)

## ENGINE

Fuel system	Diesel – High pressure turbo-charged direct injection	
Capacity (cc)	1,499	1,997
Cylinders / Valves	4 cylinders, 4 valves per cylinder, double overhead camshafts	
Max power CEE (kW (hp)/rpm)	120PS (88kW) @ 3500rpm	145PS (106kW) @ 3750rpm
Max torque CEE (Nm (lb/ft)/rpm)	300Nm (221lb.ft.) @ 1750rpm	340Nm (251lb.ft.) @ 2000rpm
Bore and stroke (mm)	75 x 84.8	85 x 88
Euro status	Euro 6D ISC FCM (RDE Step 2)	
Stop & Start system	✓	✗
Service Interval	40,000 kilometers or 2 years (whichever occurs sooner)	50,000 kilometres or 2 years (whichever occurs sooner)

## TRANSMISSION

Gearbox	Manual
Number of gears	6
Driven wheels	Front

## PERFORMANCE

Max speed (kph)	99	106
-----------------	----	-----

## STEERING

Hydraulic power-assisted rack and pinion system  
Turning circle (kerb-to-kerb) – 12m (40.7ft) L1 /L2 models

## SUSPENSION

Front	Independent. Reinforced Pseudo MacPherson front axle with Anti-roll bar
Rear	Oblique wishbone trailing arms rear axle

## BRAKES

Front	304mm x 28mm Ventilated front discs
Rear	290mm x 12mm Solid rear discs

## TANK CAPACITY

Fuel tank capacity Litres (gallons)	70 (15.4)
AdBlue tank capacity Litres	22.5 (4.95)



# CO<sub>2</sub> & Fuel Economy

	Length	CO <sub>2</sub> Combined (g/km)	WLTP Economy Combined (l/100km)
<b>PANEL VAN</b>			
1.5 L2 120hp Tecnico	L2	175	6.7
1.5 L2 120hp Tecnico Plus	L2	TBC	TBC
1.5 L3 120hp Tecnico	L3	179	6.8
1.5 L3 120hp Tecnico Plus	L3	179	6.8
2.0 L3 145hp Tecnico	L3	197	7.5
2.0 L3 145hp Tecnico Plus	L3	197	7.5

# Weights & Loads

	Length	GVW kg	Mass in Running Order kg	Kerb Weight kg	Max Payload kg	Max Plated Front Axle kg	Max Plated Rear Axle kg
<b>DIESEL LIGHT</b>							
1.5 L2 120hp Tecnico	L2	2,830	1,732	1,753	1,173	1,500	1,800
1.5 L2 120hp Tecnico Plus	L2	2,830	1,732	1,753	1,173	1,500	1,800
1.5 L3 120hp Tecnico	L3	2,830	1,784	1,836	1,121	1,500	1,800
1.5 L3 120hp Tecnico Plus	L3	2,830	1,784	1,841	1,121	1,500	1,800
2.0 L3 145hp Tecnico	L3	3,100	1,840	1,892	1,335	1,500	1,800
2.0 L3 145hp Tecnico Plus	L3	3,100	1,840	1,897	1,335	1,500	1,800

	Length	Gross Train Weight kg	Max Braked Tow Weight kg	Max Unbraked Tow Weight kg	Max Tow Weight kg	Number of Seats
<b>DIESEL LIGHT</b>						
1.5 L2 120hp Tecnico	L2	4,230	2,000	750	80	3
1.5 L2 120hp Tecnico Plus	L2	4,230	2,000	750	80	3
1.5 L3 120hp Tecnico	L3	4,230	2,000	750	80	3
1.5 L3 120hp Tecnico Plus	L3	4,230	2,000	750	80	3
2.0 L3 145hp Tecnico	L3	5,000	2,500	750	100	3
2.0 L3 145hp Tecnico Plus	L3	5,000	2,500	750	100	3

≡ SCUDO



# Dimensions

	Panel Van	
	L2	L3
<b>EXTERIOR DIMENSIONS (mm)</b>		
Wheelbase		3,275
Overall length	4,981	5,331
Overall height	1,910	1,935
Width (excluding door mirrors)		1,920
Width (including door mirrors)		2,204
Front overhang		904
Rear overhang	803	1,153
Minimum Ground Clearance		150
<b>DOOR DIMENSIONS (mm)</b>		
Side door aperture width		935
Side door aperture height		1,241
Rear door aperture width		1,282
Rear door aperture height		1,220

	Panel Van	
	L2	L3
<b>INTERIOR DIMENSIONS (mm)</b>		
Load length at mid-height	2,185	2,535
Load length at floor (without load-through bulkhead)	2,512	2,862
Load width between wheel arches		1,258
Maximum load width (SLD both sides)		1,636
Maximum load height		1,397
Load volume (m3) (without load-through bulkhead)	5.3	6.1
Load volume (m3) (with load-through bulkhead open)	5.8	6.6
Loading height (Minimum to maximum)	544 to 613	600 to 633

≡ SCUDO

**FIAT**  
PROFESSIONAL

To find out more visit:  
[fiatprofessional.ie](https://fiatprofessional.ie)



Gowan Auto t/a Fiat Professional Ireland Ltd. Citywest, Dublin 24.

NOTE: Every endeavour has been made to ensure that the information, including prices, contained in this leaflet was accurate at the time of publishing September 2024. The Company however, reserves the right, whilst preserving the essential characteristics of the models described, to introduce at any time modifications, changes of details, equipment or accessories as may be considered necessary to improve the models described or for any other reason of a constructional or operational nature. Options, paints delivery & related charges extra.